




Name: _____

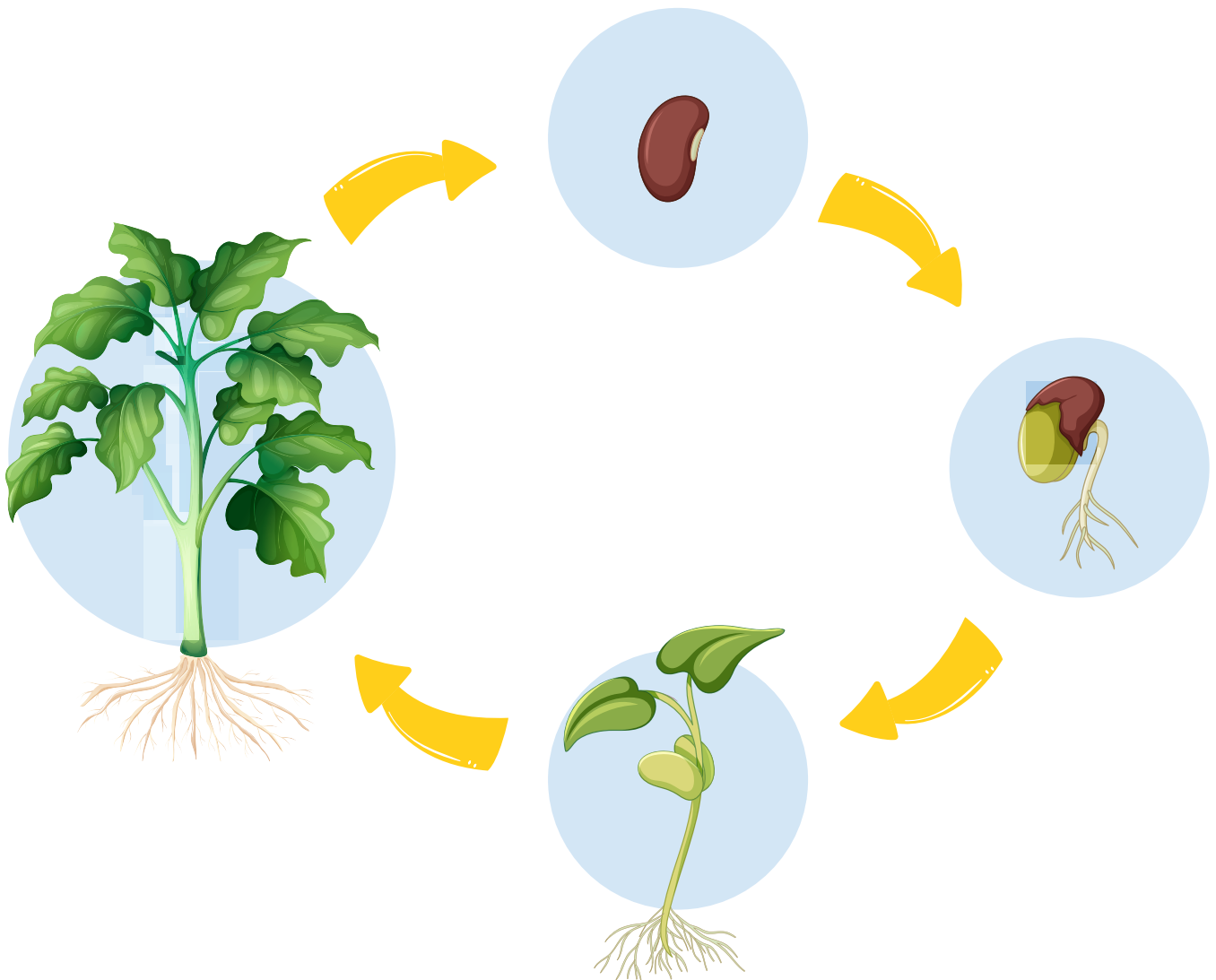
A Plant Needs...

Directions: Cut out and color the correct pictures below and glue them inside the box.






Life Cycle of a Plant



Name: _____

Parts of a Plant

Directions: Cut out the word cards below. Glue them in the correct places to label the parts of the plant.



leaf

seed

flower

roots

stem



Name: _____

What do plants need to grow?


Directions: Color the pictures. Match each picture with the correct word.




sun



air




soil



water


Name: _____

Trace and Color




Flower

Seed



Stem



Roots

Leaf



Name: _____

Plant Parts We Eat

Directions: Fill each box with a vegetable or fruit that we eat.

fruit:


seeds:

flowers:

leaves:

stem:

roots:

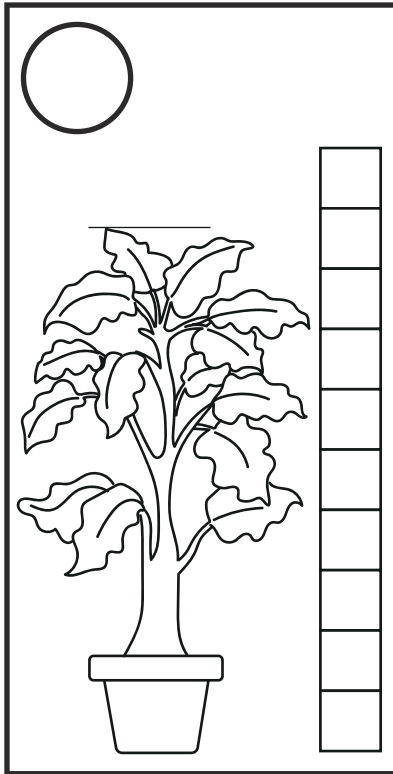


Name: _____

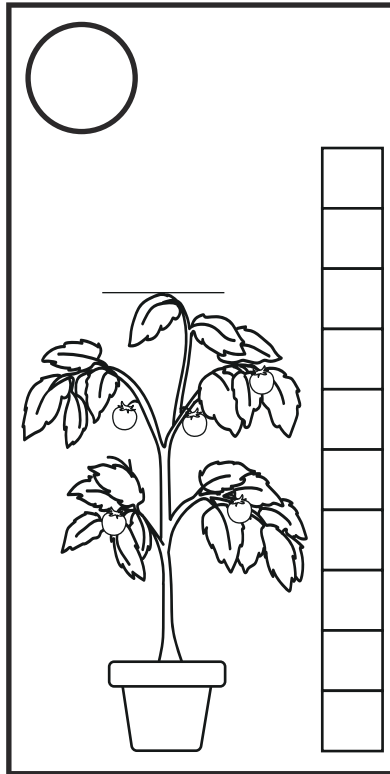
Plant Measurements

Directions: Count and color the total number of cubes for each plant.
Then write the correct number inside the circle.


○




○




○



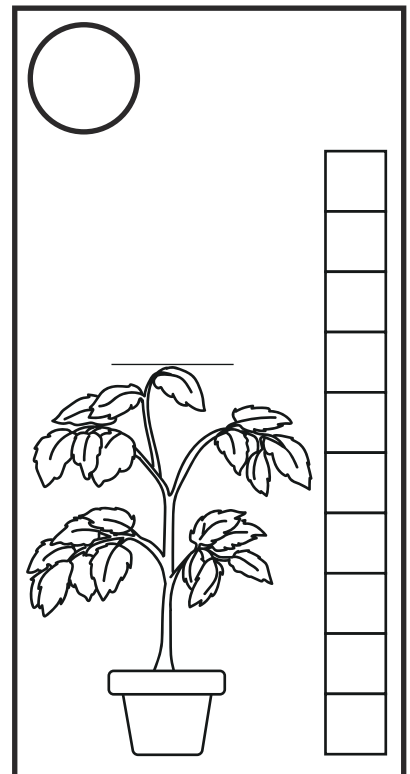
○



○



○



Name: _____

How Does a Plant Grow?

Directions: Draw the plant life cycle inside the box.



First,

Next,



Then,

Finally,

