

Name: _____




Name: _____



Name: _____

Label the Bird

Directions: Color the bird. Cut and paste the words to label.



feathers

egg

eyes

tail

beak

nest

Name: _____

Reading Comprehension

Directions: Read the story and answer the questions correctly.

I see a red bird.
She is watching her nest.
The nest has eggs.
The nest has tree eggs.
Do you see those eggs?




1. What do you see?



2. What is the color of the bird?

3. What is in the nest?

Name: _____








Name: _____




Name: _____

Life Cycle of a Bird

Directions: Cut out these pictures and arrange them to show the life cycle of a bird. Stick them onto a large sheet of paper and add arrows and captions.



Name: _____



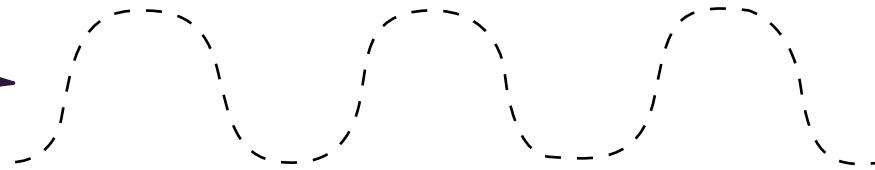
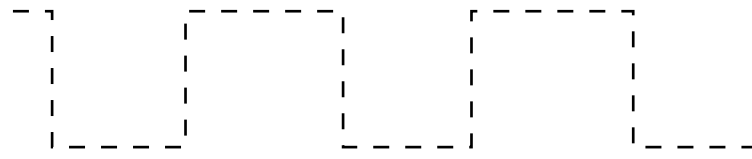

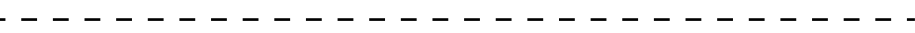
Name: _____



Name: _____

Birds Line Tracing

Directions: Follow the lines to help the bird reach its way home.



What's inside the Egg?

