

# Neil deGrasse Tyson

## MAKE A PLANETARIUM

### INSTRUCTIONS:

**STEP 1:** Print out constellation template.

**STEP 2:** Cut out the circles.

**STEP 3:** Trace the plastic lid onto black paper three times. Cut out the three circles.

**STEP 4:** Tape the constellations to the black circles and punch your nail through the 'stars'.

**STEP 5:** Wrap your can with decorative paper.

**STEP 6:** Put one of your constellation circles into the plastic lid.

**STEP 7:** Shine your flashlight inside the can, and point your can at the ceiling or wall in a dark room to see your constellations come to life!

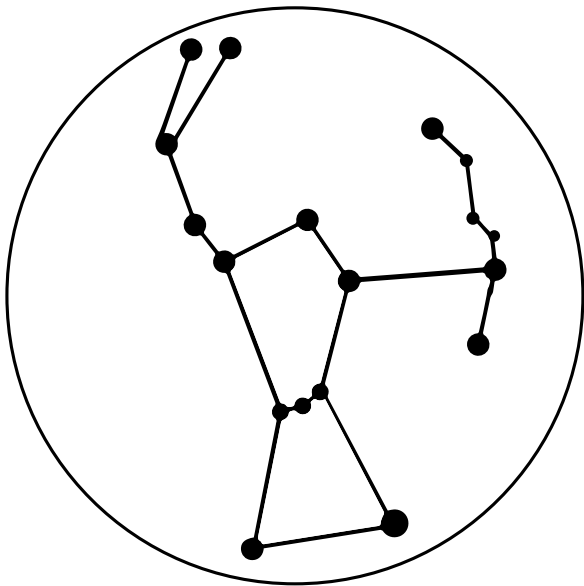
### CONSTELLATIONS

A constellation is a cluster of stars that create an imaginary shape... a celestial connect-the-dots. In a sky full of millions of stars, these connections between the brightest objects helps astronomers, storytellers, and night sky enthusiasts find their way in the vastness of space, like storied landmarks on a map.

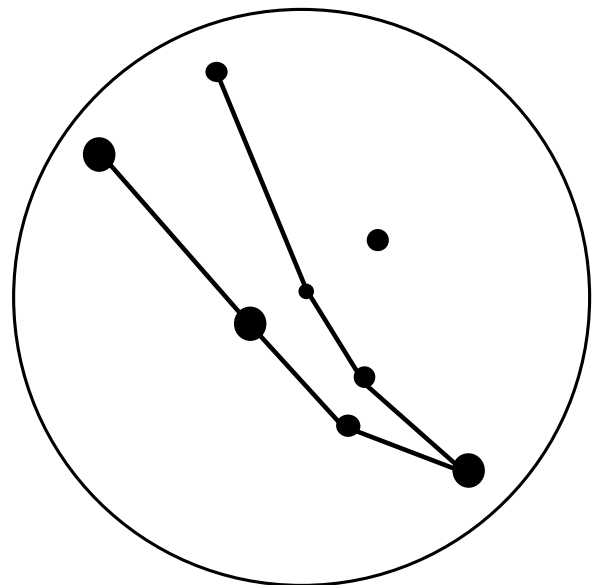
Constellations often carry names and take the shape of gods, hunters, princesses, objects and mythical beasts associated with Greek mythology – however, at times, it requires quite an imagination to draw out what some constellations are supposed to represent!

### SUPPLIES

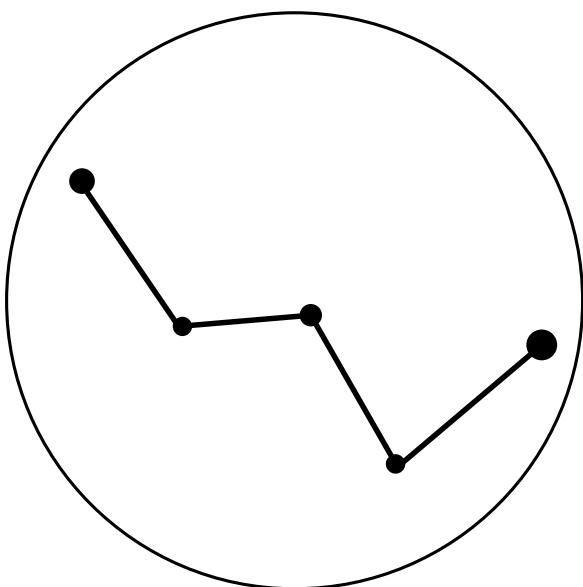
Pringles can  
Constellation printable  
Black paper  
Scissors  
Nail  
Flashlight



Orion



Andromeda



Casiopea

