

# Giant Thumbprint Experiment

## Directions:

1. ANSWER QUESTION #1 BELOW BEFORE DOING THE EXPERIMENT
2. Gather all the supplies needed to make a giant thumbprint.
3. With clean dry hands, push a thumb into the ink pad. Slowly roll the thumb back and forth, ensuring the ink is being applied.
4. Place the ink-covered thumb onto a flat non-inflated balloon.
5. Wash off the ink on your thumb with warm water and soap.
6. Inflate and tie the balloon to see the giant thumbprint.

## Supplies:

- Ink pad
- Balloon (light colors work the best)



**#1- Do you think your thumbprint will look the same or different than others and why?**

**#2- What did you notice that was the same and/or different between your thumbprint and others?**

# SECRET AGENT

## Training Manual

**SECRET AGENT**



Name: \_\_\_\_\_

Code Name: \_\_\_\_\_

Speciality: \_\_\_\_\_



# FIND YOUR CODE NAME

1. Initial of you first name.

A - Red	N - Sly
B - Brave	O - Dark
C - Silent	P - Silver
D - Neon	Q - Lone
E - Top	R - Black
F - Invisible	S - Polar
G - Fast	T - Cobra
H - Cosmic	U - Mega
I - Golden	V - Mad
J - Wild	W - Night
K - Cold	X - Flash
L - Slick	Y - The
M - Green	Z - Alpha

2. Your birthday month.

January - Ghost	July - Wolf
February - Sputnik	August - Olympus
March - Shadow	September - Tuna
April - Trooper	October - Slayer
May - Viper	November - Scorpion
June - Ninja	December - Vortex

Code Name: \_\_\_\_\_

# SHOE PRINT EXPERT

A shoe was found not far from the scene. How many shoe print matches can you find at the crime scene?



Matches:

# FIND THE SUSPECTS

Based on eyewitness reports, we believe there are five individuals involved in the crime. The people below were all at the scene at the time of the crime. Using the eyewitness statements, see if you can identify the five suspects. Mark your answers with an X in the box below the person.




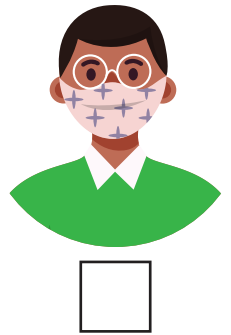
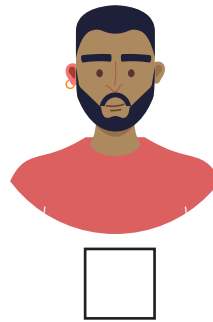



Suspect no.1: had red hair and round glasses.

Suspect no.2: was wearing a tracksuit and blue headband.

Suspect no.3: had round glasses and was wearing a face mask.

Suspect no.4: was wearing a sun hat and blue top.

Suspect no.4: had a mustache and plain colored shirt.



# FINGERPRINT INVESTIGATION

There are three main types of fingerprint patterns.



Loop




Whorl




Arch

Take your own fingerprints, using the "inkpad" and find out how many of each pattern you have.

Left Hand



Right Hand



Using the side of a graphite pencil, color in this square thoroughly to make your "inkpad".

"INKPAD"

Loops: \_\_\_\_\_ Whorls: \_\_\_\_\_ Arches: \_\_\_\_\_

# SECRET CODE CLUE

Decipher the clue using the code key.

Key												
●	△	◎	◆	::	◻	◐	◎	◆	◐	▶	◻	▽
A	B	C	D	E	F	G	H	I	J	K	L	M
::	◇	↑	◻	◐	←	◻	⊖	◐	▽	:	→	■
N	O	P	Q	R	S	T	U	V	W	X	Y	Z

The Clue:

◻◎ :: ▶ :: → ◆ ←

\_\_\_\_\_

◆ :: ← ◆ ◆ :: ◻◎ ::

\_\_\_\_\_

→ :: ◻◻◇▽ ↑ ◇ ← ◻△◇ :

\_\_\_\_\_

# FIND THE SUSPECTS

Based on eyewitness reports, we believe there are five individuals involved in the crime. The people below were all at the scene at the time of the crime. Using the eyewitness statements, see if you can identify the five suspects. Mark your answers with an X in the box below the person.




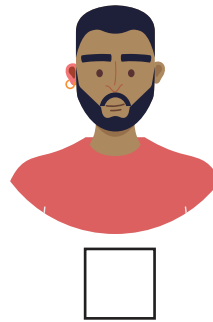


Suspect no.1: \_\_\_\_\_

Suspect no.2: \_\_\_\_\_

Suspect no.3: \_\_\_\_\_

Suspect no.4: \_\_\_\_\_



























Suspect no.4: \_\_\_\_\_



# SECRET CODE CLUE

Decipher the clue using the code key.

Key

												
A	B	C	D	E	F	G	H	I	J	K	L	M
												
N	O	P	Q	R	S	T	U	V	W	X	Y	Z

The Clue: